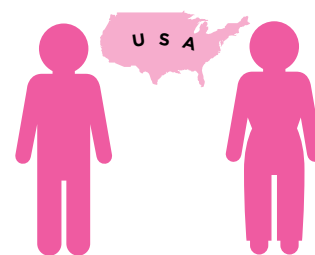


# United States of America



Most respondents believe that women and men have similar access to quality education and health care services as well as control over their lives in general. Yet it is seen as far easier for men as opposed to women to run for elected office (77 versus 46%, respectively) and to be hired as skilled workers (79 versus 61%, respectively).

Most agree that it is essential for society to treat women and men as equals, and that a woman should be free to refuse sex with her husband/partner. Nevertheless, 1 respondent in 5 believes that there are acceptable circumstances for someone to hit their spouse or partner, which has increased by 5 percentage points since 2018. Nearly 60% of respondents believe that women call attention to themselves based on how they dress, and 25% believe that it is appropriate for men to discuss a female colleague's appearance at work.

Respondents overwhelmingly believe that women should be free to make choices regarding marriage – if they marry at all and when and whom they marry, and that women need to have access to family planning. Yet, 11% of respondents believe the quality of family planning in the country is poor.

When it comes to stereotypes portrayed in the media, 65% believe that women are typically portrayed in traditional roles – as a wife, mother or caregiver – and 76% think men are typically shown as providing for the family, as leaders or as businessmen.

When asked about the priorities essential for their country's future success, the most popular response (91%) was equal pay for equal work, regardless of a person's gender. Nevertheless, 23% of respondents agree that a man's job is to earn money while a woman's is to look after the house and family; 27% believe women should work less and devote more time to caring for their family; and 23% see it as natural for men to earn more than women, as they should be the main providers. In addition, 13% also believe it is more important for a boy to get a university education than a girl.

# United States of America

TABLE 1

## Perceptions: Percentage of respondents who agree with the statement

	% FOR MOST WOMEN	% FOR MOST MEN
In general, it is easy for most women/most men to get a quality education	74.3	78.2
In general, it is easy for most women/most men to be hired as skilled workers	60.8	78.7
In general, it is easy for most women/most men to run for elected office	44.9	77.0
In general, is it easy for women/men to buy property in their own name	73.3	82.3
In general, most women/men have control over their decision on who to marry	77.8	79.3
In general, most women/most men have control over their lives	73.7	81.5
In general, most women /most men have control over their personal finances	76.5	82.0

TABLE 2

## Perceptions: Percentage of respondents who agree with each statement

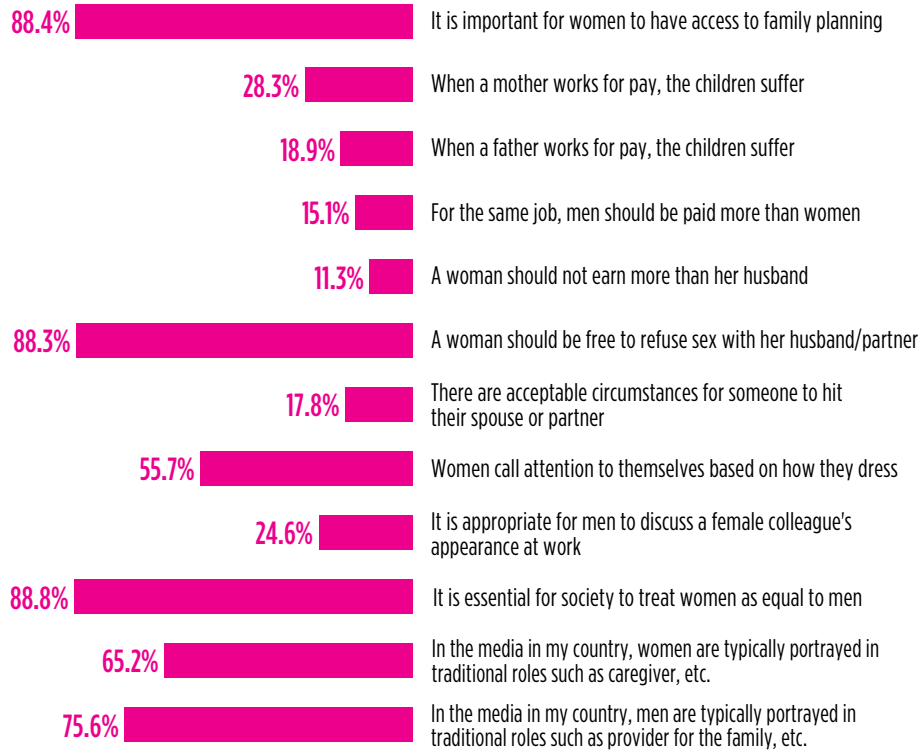
	% POOR/ UNSAFE	% ADEQUATE
In general, the quality of basic health care for women is ....	9.2	31.6
In general, the quality of basic health care for men is ...	7.6	32.4
In general, the quality of basic health care for you is ..	9.7	29.8
The quality of family planning services is ...	11.0	39.6
In general, do most women feel safe when they are in their home (by safe, we mean "free from physical, mental, or emotional harm")?	5.2	28.7
In general, do most women feel safe when they are in public spaces (by safe, we mean "free from physical, mental, or emotional harm")?	7.8	33.5

# United States of America

FIGURE 1



## Attitudes: Percentage of respondents who agree with each statement



# United States of America

FIGURE 2



## Future ideal: In your opinion, how important is each of the following to your country's future?

(Completely important + somewhat important)

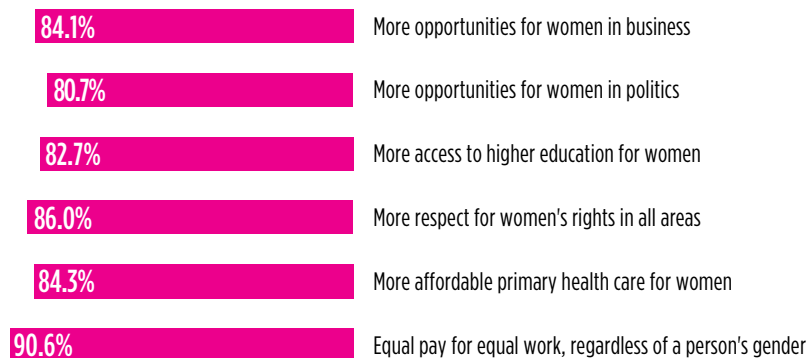


FIGURE 3



## Societal roles and priorities: Percentage of respondents who agree with each statement

